

JAUSS

JAUSS POLYMERS LIMITED

Regd. Office : 1111, Chiranjiv Tower, 43, Nehru Place, New Delhi - 110019 (India)
Ph. : 011- 91-11-26427394, 65663687 Fax : 011-26477929, E-mail : response@jausspolymers.com

CIN NO.-L74899DL1987PLC027007

Date: ~~November 13, 2015~~

The BSE Ltd.

Corporate Relationship Deptt.

P J Tower, Dalal Streets,

Mumbai - 400001

Sub: Unaudited Financial Results for the quarter ended on 30th September, 2015 with the Limited Review Report.

Dear Sir,

Pursuant to clause 41 of the Listing Agreement the meeting of the Board of Directors of the Company is held on November 13, 2015, at the Registered Office of the Company at 1111, Chiranjiv Tower 43, Nehru Place, New Delhi – 110019 duly consider and approve the Unaudited Financial Result for the quarter ended on 30th September, 2015 and inter alia among the other agenda items.

Please acknowledge the receipt.

Thanking you

Your Sincerely,

For Jauss Polymers Limited



Abha Garg

(Company Secretary)



JAUSS POLYMERS LIMITED

Regd. Office : III Chiranjiv Tower, 43, Nehru Place, New Delhi - 110019 (India)
Ph. : 011- 91-11-26427394, 65663687 Fax : 011-26477929, E-mail : response@jausspolymers.com

CIN NO. L74899DL1987PLC027007
Date: 13th November, 2015

JAUSS POLYMERS LIMITED
The Manager
BSE Limited
PhirozeJeejeebhoy Towers
Dalal Street
Mumbai- 400001

Dear Sir,

Sub: Outcome of Board Meeting held today November 13, 2015

The Members of Board of Directors, in the meeting held today November 13, 2015 and have resolved the following business:

- 1. Pursuant to clause 41 of the Listing Agreement, Duly consider and approve the Unaudited Financial Result along with Limited Review Report for the quarter ended on 30th September, 2015 and inter alia among the other agenda items.**

This is for your reference and record.

Yours Faithfully,
For Jauss Polymers Limited.


Abha Garg
Company Secretary

INDEPENDENT AUDITOR'S REVIEW REPORT

To

The Board of Directors of

Jauss Polymers Limited

We have reviewed Unaudited Financial Results for the Quarter/ Six months ended 30th September 2015 of the accompanying Statement of Unaudited Financial Results ("Part I of the Statement") of Jauss Polymers Limited, which has been approved by the Board of Directors/ Committee of Board of Directors. Management is responsible for the preparation and presentation of the said Part I of the Statement in accordance with applicable Accounting Standards and other recognised accounting practices and policies. Our responsibility is to express a conclusion on the said Part I of the Statement based on our review.

We conducted our review in accordance with the Standard on Review Engagements (SRE) 2410, 'Review of Interim Financial Information Performed by the Independent Auditor of the Entity' issued by the Institute of Chartered Accountants of India. A review of interim financial information consists of making inquiries, primarily of persons responsible for financial and accounting matters, and applying analytical and other review procedures. A review is substantially less in scope than an audit conducted in accordance with Standards on Auditing and consequently does not enable us to obtain assurance that we would become aware of all significant matters that might be identified in an audit. Accordingly, we do not express an audit opinion.

Based on our review conducted as above, nothing has come to our attention that causes us to believe that the said Part I of the Statement is not prepared, in all material respects, in accordance with applicable Accounting Standards and other recognised accounting practices and policies and has not disclosed the information required to be disclosed in terms of Clause 41 of the Listing Agreement including the manner in which it is to be disclosed.




We also report that we have traced the number of shares as well as the percentage of shareholding in respect of the aggregate amount of public shareholding and the number of shares as well as the percentage of shares pledged/encumbered and non encumbered in respect of the aggregate amount of promoters and promoter group shareholding in terms of Clause 35 of the Listing Agreement and the particulars relating to investor complaints disclosed in Part II - Select Information for the Quarter/ Six month ended 30th September 2015 of the Statement, from the details furnished by the Management.

For BGJC & ASSOCIATES


Chartered Accountants

Firm Registration Number -03304N


Darshan Chhajer

Partner

Membership No. 088308



Place:- New Delhi

Date:-November 13, 2015


JAUSS POLYMERS LIMITED
 Regd. Office: 404-A CHIRANJIV TOWER, 43 NEHRU PLACE, NEW DELHI-110019.

Unaudited Financial Results


For The Quarter Ended 30th September, 2015

Part I

S.No.	Particulars	(Amount in Lacs)					
		3months ended 30th Sept, 2015 Unaudited	3 months ended 30th June, 2015 Unaudited	Corresponding 3 months ended in P.Y. 30th September, 2014 Unaudited	Year to date figure for current period ended 30th september,2015 Unaudited (6 months)	Year to date figure for current period ended 30th september,2014 Unaudited (6 months)	Previous Accounting period ended 31.03.2015 Audited
1	Income from Operations						
a)	Net Sales/ Income From Operations	709.40	621.20	492.43	1,330.60	867.28	2,244.36
b)	Other Operating Income	14.12	8.00	-	22.12	-	18.51
	Total income from operations	723.52	629.20	492.43	1,352.72	867.28	2,262.87
2	Expenses						
a)	Changes in inventories of finished goods	41.45	(23.04)	34.01	18.41	(2.99)	1.70
b)	Cost of Materials consumed	329.93	308.05	251.19	637.98	448.47	1,165.63
c)	Employees benefits expense	57.73	56.03	48.65	113.76	97.41	230.62
d)	Depreciation and amortization expense	21.69	19.58	25.47	41.27	50.45	105.67
e)	Other expenditure	117.91	116.26	93.96	234.17	196.17	579.78
f)	Total Expenses	568.71	476.88	453.28	1,045.59	789.51	2,083.40
3	Profit/(Loss) from operations before other income, finance costs and exceptional items (1-2)	154.81	152.32	39.15	307.13	77.77	179.47
4	Other Income	-	-	3.07	-	3.07	-
5	Profit/(Loss) from ordinary activities before finance costs and exceptional Items (3+4)	154.81	152.32	42.22	307.13	80.84	179.47
6	Finance costs	0.74	0.66	12.75	1.40	19.46	26.13
7	Profit/(Loss) from ordinary activities after finance costs but before exceptional items (5 - 6)	154.06	151.67	29.48	305.73	61.39	153.34
8	Exceptional items - Income	160.00	-	-	160.00	125.00	125.00
9	Prior Priod Adjustment	-	-	-	-	-	(40.55)
10	Profit/(Loss) from ordinary activities before tax(7+ 8)	314.06	151.67	29.48	465.73	186.39	237.79
11	Tax Expense:						
	Deferred Tax	-	-	-	-	-	-
	Wealth Tax	-	-	-	-	-	-
	Earlier Year Tax Provision Written Back	-	-	-	-	-	-
	Current tax	53.69	45.50	28.80	99.19	53.80	56.00
	Deferred tax	-	0.03	(8.20)	0.03	(0.70)	(2.54)
	Less: MAT Credit Entitlement	-	-	-	-	-	-
12	Net Profit / (Loss) from ordinary activities after tax	260.37	106.13	8.88	366.50	133.29	184.32
13	Extraordinary items	-	-	-	-	-	-
14	Net Profit/(Loss) for the period (11-12)	260.37	106.13	8.88	366.50	133.29	184.32
15	Paid up equity share capital	462.56	462.56	462.56	462.56	462.56	462.56
	Face value of share	10.00	10.00	10.00	10.00	10.00	10.00
16	Reserve excluding Revaluation Reserves as per balance sheet of						
17	Earnings per share (of Rs. 10/- each) (not annualised)						
	(a) Basic	5.63	2.29	0.19	7.92	2.88	3.98
	(b) Diluted	5.14	2.10	0.18	7.24	2.63	3.64



Part II Select Information

PARTICULARS OF SHAREHOLDING								
18	Public Shareholding	-	-	-	-	-	-	-
	- Number of Shares	22,16,816	28,75,575	28,75,575	22,16,816	28,75,575	28,75,575	28,75,575
	- Percentage of shareholding	47.93%	62.17%	62.17%	47.93%	62.17%	62.17%	62.17%
19	Promoters and promoters group shareholding	-	-	-	-	-	-	-
	(a) Pledged/ Encumbered	-	-	-	-	-	-	-
	- Numbers of shares	-	-	-	-	-	-	-
	- Percentage of shares (as a % of the total shareholding of promoters and promoters group)	-	-	-	-	-	-	-
	- Percentage of shares (as a % of the total share capital of the company)	-	-	-	-	-	-	-
	(b) Non - encumbered	-	-	-	-	-	-	-
	- Numbers of shares	24,08,759	17,50,000	17,50,000	24,08,759	17,50,000	17,50,000	17,50,000
	- Percentage of shares (as a % of the total shareholding of promoters and promoters group)	100%	100%	100%	100%	100%	100%	100%
	- Percentage of shares (as a % of the total share capital of the company)	52.07%	37.83%	37.83%	52.07%	37.83%	37.83%	37.83%
20	INVESTOR COMPLAINTS							
	Pending at the beginning of the quarter							
	Received during the quarter				NIL			
	Disposed off during the quarter				23			
	Remaining unresolved at the end of the quarter				23			
					NIL			
Note:	<p>1 The company's operations predominantly comprise of one segment only i.e. bottles & jars and therefore the figures shown above relate to that segment only.</p> <p>2 The above results were reviewed by the Audit Committee and approved by the Board of Directors at their meeting held on November 13, 2015.</p> <p>3 Exceptional items represent recovery of bad adv. written off in earlier years.</p> <p>5 During the previous year, with effect from April 1, 2014, the company had revised the estimated useful lives of fixed assets. The said changes in the estimates of useful lives of assets with effect from April 1, 2014, was impacted in the quarter and year ended March 31, 2015. Consequently, the figures in respect of the depreciation charge for quarter ended September 30, 2015 are not directly comparable.</p> <p>4 Figures have been regrouped and rearranged wherever considered necessary to conform to the current period presentation.</p>							
	PLACE: NEW DELHI							
	DATE: November 13, 2015							
		<p>For JAUSS POLYMERS LIMITED</p> <p></p> <p>DIRECTOR</p>						

JAUSS POLYMERS LIMITED
STATEMENT OF ASSETS AND LIABILITIES AS AT

(Amount in Lacs)

PARTICULARS	September 30, 2015 (Unaudited)	March 31, 2015 (Audited)
EQUITY AND LIABILITIES		
(a) Share Capital	506.56	506.56
(b) Reserves and Surplus	571.14	204.64
	1,077.70	711.20
Non Current Liabilities		
(b) Deferred Tax Liabilities	26.20	26.20
(c) Other Long Term Liabilities	2.17	64.81
(d) Long Term Provision	7.03	6.18
	35.40	97.19
Current Liabilities		
(a) Short Term borrowings	20.80	30.76
(b) Trade Payables	232.33	175.51
(c) Other Current Liabilities	84.72	149.80
(d) Short Term Provisions	159.97	78.27
	497.82	434
Total	1,610.92	1,242.72
ASSETS		
Non Current Assets		
a) Fixed Assets	434.64	473.64
b) Non Current Investments	2.12	2.12
d) Long Term Loans and Advances	481.96	162.76
	918.72	638.52
Current Assets		
(a) Inventories	125.25	148.71
(b) Trade Receivables	496.77	421.27
(c) Cash and Bank Balances	22.61	23.06
(d) Loans and Advances	47.57	11.16
	692.20	604.20
Total	1,610.92	1,242.72

